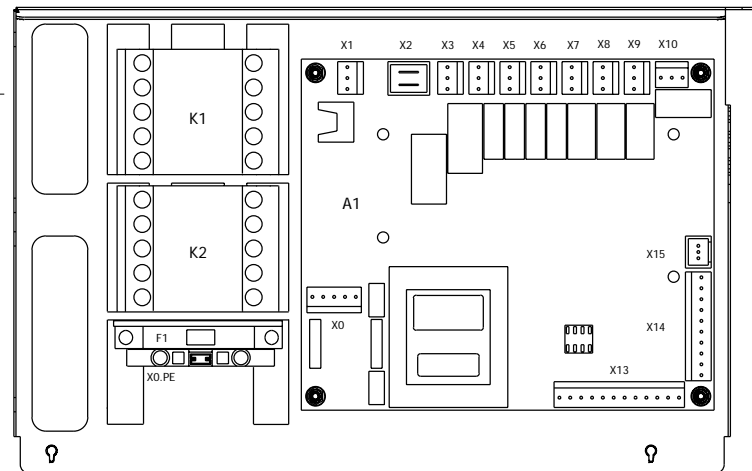
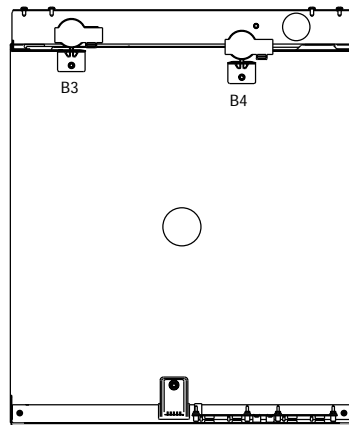



S/N> 86 63 4000 EEPROM NO.: 00-897547-017

| VERSION | DEVICECODE [SEF] | PROGRAMM NO.: (U01) | SETTINGS (U02) |
|---------|------------------|---------------------|----------------|
| A/B/C | ECOMAX402-10 | 9 | -- |
| A/B/C | ECOMAX402-12 | 9 | -- |
| | | | |



CONTROL UNIT
COMMANDE ELECTRONIQUE
STEUERUNG

Parts list

| POSITION POSITION POSITION | MENGE QUANTITY QUANTITÉ | BMK DT DDC | FUNKTIONSGRUPPE FUNCTIONAL GROUP GROUPE FONCTIONNEL | SEITE / PFAD PAGE / PATH PAGE / CHEMIN D'ACCÈS | ARTIKELNUMMER PART NUMBER NUMERO D'ARTICLE | TECHNISCHE DATEN TECHNICAL DATA CARACTERISTIQUES TECHNIQUES | BEZEICHNUNG PART NAME DESIGNATION |
|----------------------------------|-------------------------------|------------------|---|--|--|---|--|
| 1 | 1 | A1 | CONTROL PCB | 3 / 1 | 00-897545-005 | | STEUERUNG CONTROL UNIT COMMANDE ELECTRONIQUE |
| 2 | 1 | A2 | HMI | 3 / 3 | 00-897560-002 | | BEDIEN-UND ANZEIGEEINHEIT (BAE) |
| 3 | 1 | A2 | HMI | 3 / 3 | 01-297749-001 | | BEDIENFOLIE INDICATOR FIELD PLASTRON DE COMMANDE |
| 4 | 2 | B1 | BOOSTER | 3 / 2 | 00-775612-001 | NTC | TEMPERATURFUEHLER TEMPERATURE PROBE SONDE DE TEMPERATURE |
| 5 | | B2 | TANK | 3 / 2 | | | |
| 6 | 1 | B4 | TANK | 3 / 1 | 00-775866-002 | 0-50 mbar OEM TYP 400 | DRUCKTRANSMITTER PRESSUR TRANSMITTER TRANSLATEUR DE PRESSION |
| 7 | 1 | C1 | TANK | 3 / 9 | 00-226568-009 | 5µF | KONDENSATOR CAPACITOR CONDENSATEUR |
| 8 | 1 | E1 | BOOSTER | 2 / 6 | 01-240761-001 | 240V/3x2000W | HEIZELEMENT HEATING ELEMENT ELEMENT CHAUFFAGE |
| 9 | 1 | E2 | TANK | 2 / 8 | 01-240766-001 | 240V/2000W | HEIZELEMENT HEATING ELEMENT ELEMENT CHAUFFAGE |
| 10 | 1 | F1 | END CLAMP | 3 / 1 | 00-775548-001 | 800V/10A/0,08-4mm ² | SICHERUNGSKLEMME MIT ENDPLATTE TERMINAL FUSE BORNE FUSIBLE |
| 11 | 1 | F1 | CONTROL CIRCUIT | 3 / 1 | 00-775570-001 | 500V/6,3A TRÄGE/6,3x32mm | FEINSICHERUNG MICROFUSE FUSIBLE |
| 12 | 2 | K1 | BOOSTER | 3 / 5 | 00-695521-062 | 240VAC, 50/60Hz, 20A/AC3:4,0kW | SCHUETZ CONTACTOR CONTACTEUR |
| 13 | | K2 | TANK | 3 / 9 | | | |
| 14 | 1 | M1 | TANK | 3 / 9 | 00-324093-021 | 220-240V/50Hz/1 1.2A/250W | PUMPE PUMP POMPE |
| 15 | 1 | M3 | DOSING | 3 / 8 | 00-775556-011 | 230V/50-60Hz/0.4l/h | DOSIERPUMPE KLARSPULER DOSING PUMP RINSE AID POMPE DE DOSAGE RINCAGE |
| 16 | 1 | S1 | DOOR | 3 / 1 | 01-240288-001 | 180V/0,5A/10VA | MAGNETSCHALTER REED CONTACT INTERRUPTEUR MAGNETIQUE |
| 17 | 1 | W1 | CONTROL CIRCUIT | 3 / 0 | 01-240707-001 | | LEITUNGSSORTIMENT komplett CABLE HARNESS FAISCEAU DE CABLES |
| 18 | 2 | W1.0 | POWER CORD | 2 / 0 | 00-374343-003 | H07RN-F 3G2.5 (2.2m) | ANSCHLUSSKABEL CONNECTION CABLE CABLE BRANCHM. |
| 19 | | W1.2 | POWER CORD | 2 / 0 | | | |

Parts list

| POSITION POSITION POSITION | MENGE QUANTITY QUANTITÉ | BMK DT DDC | FUNKTIONSGRUPPE FUNCTIONAL GROUP GROUPE FONCTIONNEL | SEITE / PFAD PAGE / PATH PAGE / CHEMIN D'ACCÈS | ARTIKELNUMMER PART NUMBER NUMERO D'ARTICLE | TECHNISCHE DATEN TECHNICAL DATA CARACTERISTIQUES TECHNIQUES | BEZEICHNUNG PART NAME DESIGNATION |
|----------------------------------|-------------------------------|------------------|---|--|--|---|--|
| 20 | 1 | W1.1 | POWER CORD | 2 / 5 | 00-374339-003 | H07RN-F 5G2.5 (2.2m) | ANSCHLUSSKABEL CONNECTION CABLE CABLE BRANCHIM. |
| 21 | 1 | W2 | POWER CIRCUIT | 2 / 6 | 01-240198-001 | | KABELBAUM ERHITZER CABLE HARNESS BOOSTER FAISCEAU DE CABLES SURCHAUFFEUR |
| 22 | 2 | W30 | BOOSTER | 2 / 6 | 00-227073-095 | BK, H07V2-K 2.5mm², | BRUECKEN BRIDGE PONT |
| 23 | 1 | X0 | POWER SUPPLY | / | 00-323979-009 | 2,5mm², bis 800V | SCHUTZLEITERKLEMME PROTECTIVE TERMINAL BORNIER DE TERRE |
| 24 | 2 | X50 | [OPTION] | / | 00-323981-001 | | ENDKLAMMER END CLEAT CLIP D' ARRET |
| 25 | 1 | Y1 | WATER SUPPLY | 3 / 5 | 00-883658-002 | 220-240V/50-60Hz, 17l/min ±25% bei 4 bar | MAGNETVENTIL SOLENOID VALVE ELECTROVANNE |
| 26 | 1 | [M4] | DOSING | 3 / 7 | 00-775556-012 | 230V/50Hz/3.0l/h | DOSIERPUMPE REINIGER DOSING PUMP DETERGENT POMPE DE DOSAGE LAVAGE |
| 27 | 1 | [M5] | DRAIN | 3 / 6 | 00-883993-012 | 220-240/50/1 80W | ABLAUFPUMPE DRAIN PUMP POMPE DE VIDANGE |
| | | | | / | | | |
| | | | | / | | | |
| | | | | / | | | |
| | | | | / | | | |
| | | | | / | | | |
| | | | | / | | | |
| | | | | / | | | |
| | | | | / | | | |
| | | | | / | | | |
| | | | | / | | | |
| | | | | / | | | |
| | | | | / | | | |
| | | | | / | | | |
| | | | | / | | | |
| | | | | / | | | |
| | | | | / | | | |