
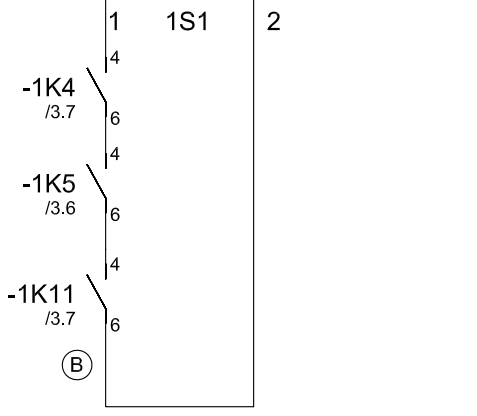


型号: **F500**
电压: 380(220)V/50(60)Hz/3(1)/N/PE

审核: 赵磊	日期: 2016-01-08	页码: 2
绘制: 张凤地	日期: 2016-01-08	页数: 5
物料号: 08-000255-00002		版本: A



控制板-1A1
CONTROL BOARD
7159336-11



- 1K12

5 - 3 /3.9

状态指示灯
STATUS LIGHT
- 1H1

L/1 L/2

N/1 N/2

电源灯
POWER LIGHT
- 1K1

1 2 /2.2
3 4 /2.2
5 6 /2.2

升温箱加热
BOOSTER HEATING
- M2

U1 -C2

U2 PE

喷淋泵
RINSE PUMP
- X50

RPS1 RPS2

快干剂
RINSE AID
- M1

U1 -C1

U2 PE

清洗泵
WASH PUMP
- X50

DPS1 DPS2

清洁剂
DETERGENT
- 1Y3

x1 x2

进水阀
FILL VALVE
- 1K9

5 - 3 /3.0 6 - 4 /3.2

水箱加热
TANK HEATING
- 1K13

1 2 /2.3
3 4 /2.3
5 6 /2.3

水箱加热
TANK HEATING
- 1K2

5 - 3 /3.85 6 - 4 /3.8

水箱水位
TANK LOW
- 1K5

1 /3.4 5 - 3 /3.7
6 - 4 /3.6 6 - 4 /3.8

升温箱水位
BOOSTER HIGH
- 1K7

1 2 /2.3
3 4 /2.3
5 6 /2.3

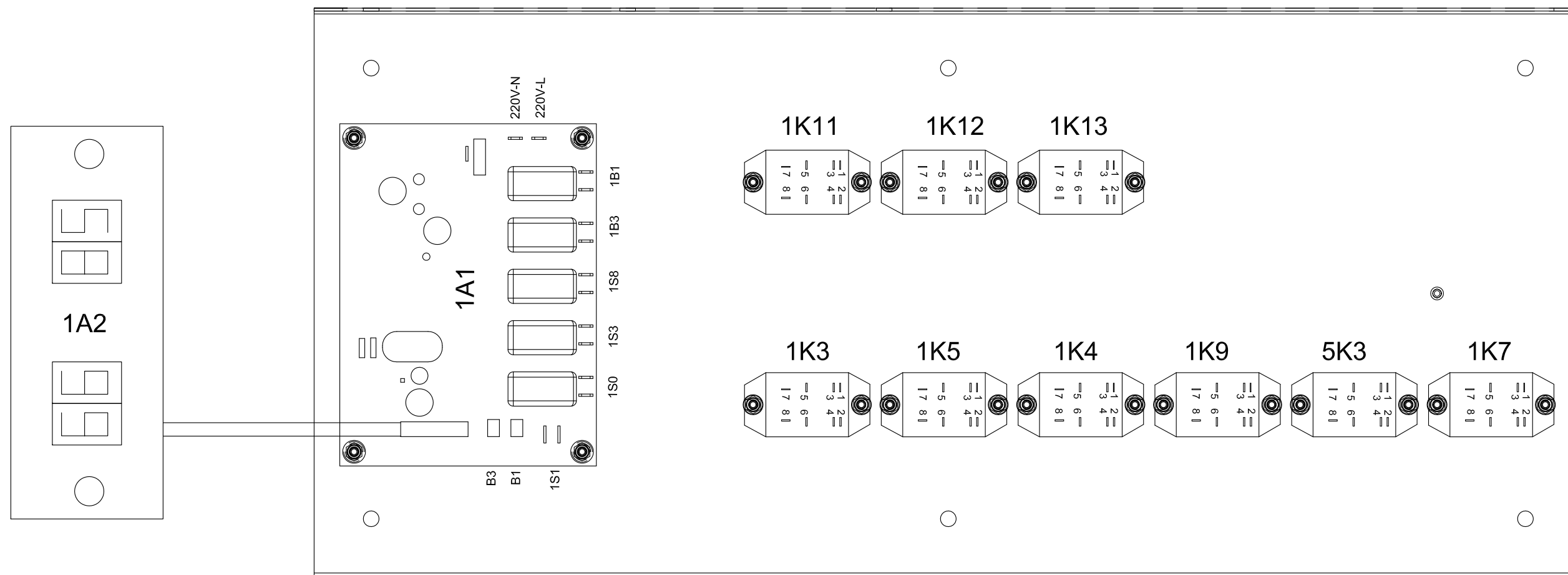
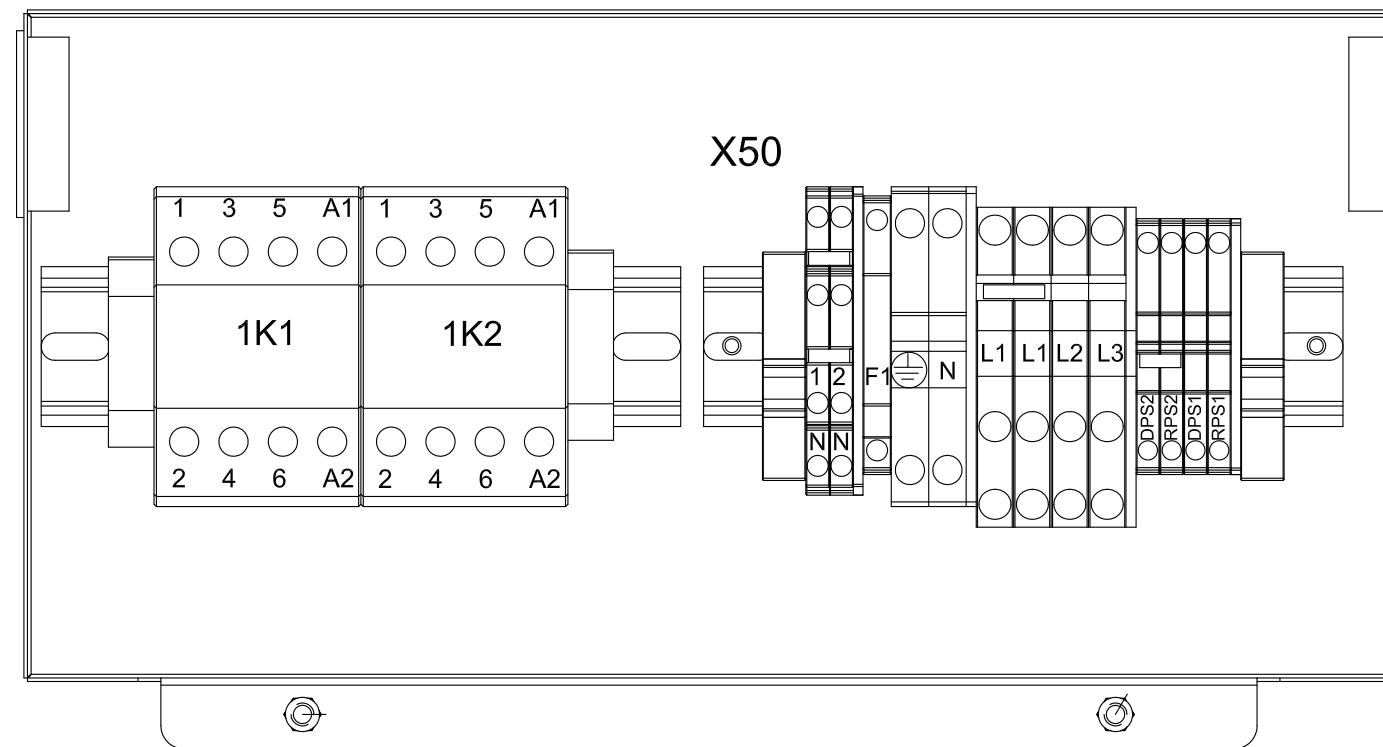
启动
START
- 1K11

5 - 3 /3.7 6 - 4 /3.8
- 1K4

5 - 3 /3.8 6 - 4 /3.7
- 1K3

6 - 4 /3.3
- 5K3

5 - 3 /3.9



电路和接地连接必须符合国家电力法规中适用的条款和其它当地电力法规。
 在本机器的供电线路中必须为本机器安装独立的带漏电保护器的全极断开装置。
ELECTRICAL AND GROUNDING CONNECTIONS MUST COMPLY WITH THE APPLICABLE PORTIONS OF THE NATIONAL ELECTRICAL CODE AND/OR OTHER LOCAL ELECTRICAL CODES.
A FUSED DISCONNECTS OR CIRCUIT BREAKER WITH ELECTRICAL LEAKING PROTECTOR (NOT SUPPLIED) MUST BE INSTALLED IN THE ELECTRICAL LINE SUPPLYING THE DISHWASHER AND SHOULD MEET THE REQUIREMENTS OF LOCAL ELECTRICAL CODE.

序号 POS.	数量 QUANT.	参考 REFERENCE	技术数据 TECHNICAL DATA	零件名称 PART UNIT
1	1A1	7159336-11		控制板 CONTRO UNIT
2	1A2	7159336-16		操作面板 OPERATION PANEL (BAE)
3	B1	00-775612-001		温度传感器 TEMPERATURE PROBE
4	B2	00-775612-001		温度传感器 TEMPERATURE PROBE
5	B3	08-000212-00000	BOOSTER-35/15-65/45	压力开关 PRESSURE SWITCH
6	B4	08-000212-00001	TANK-43/20-85/45	压力开关 PRESSURE SWITCH
7	1E1	240135-004	380V/7500W	升温箱电热管 HEATING ELEMENT BOOSTER
8	1E2	08-000251-00001	220V/2000W	水箱电热管 HEATING ELEMENT TANK
9	W 1.0	08-000252-00001		电源线 CONNECTION CABLE
10	1K1	743402	380V/7500W HEATER	接触器 CONTACTOR
11	1K2	743402	220V/2000W HEATER	接触器 CONTACTOR
12	M1	01-240783-001	230V/50Hz 2.5A 380W	清洗泵 WASHPUMP
11	M2	00-775854-001	220-240V/ 50Hz 0.6A 140W	喷淋泵 RINSEPUMP
14	1S9	08-000253-00001		开关 SWITCH
15	1S10	08-000253-00002		开关 SWITCH
16	1S2	02-229517-002		开关 SWITCH
17	X50	7160751-001	380V/3P	端子排 Terminal
18	Y1	7160727-001		电磁阀 SOLENOID VALVE
19	1K3	7160583-002		继电器 RELAY
20	5K3	7160583-002		继电器 RELAY
21	1K4	7160583-002		继电器 RELAY
22	1K10	7160583-002		继电器 RELAY
23	1K11	7160583-002		继电器 RELAY
24	1K5	7160583-002		继电器 RELAY
25	1K12	7160583-002		继电器 RELAY
26	1K7	7160583-002		继电器 RELAY
27	1K13	7160583-002		继电器 RELAY
28	--	08-000250-00001	380V MACHINE	控制线束 CONTROL WIRING HARNESS
29	M1	01-240783-002	230V/60Hz 2.5A 380W	清洗泵 WASHPUMP
30	M2	00-775854-002	220-240V/ 60Hz 0.6A 140W	喷淋泵 RINSEPUMP
31	--	08-000253-00003		启动按钮组件 START BUTTON UNIT
32				
33				
34				
35				